




# ClioAir LCD and All-in-One PC Cart

L3



**POWERED**

Mobile Technology Workstations

[www.altus-inc.com](http://www.altus-inc.com)



[sales@altus-inc.com](mailto:sales@altus-inc.com)



# ClioAir

LCD and All-in-One PC Cart  
L3

| Model Number | Worksurface Dimensions | Base Dimensions | Weight  |
|--------------|------------------------|-----------------|---------|
| L3-YYYY-Z    | 17"D x 20"W            | 18.5"W x 21.5"D | 86 lbs. |




## WORKSURFACE & ACCENT COLORS

(YYYY = four digit part number).

Select worksurface color (1 standard color). If another worksurface color is preferred, select alternative (1 choice).

### Standard Color: Cloud

Alternative Color: Shark Grey



Cloud  
0141



Shark Grey  
6005

### BASE

Ascend height adjustable base  
Integrated cable management  
45 Ah LiFeP04 battery system

### CHOOSE THE RIGHT CASTERS FOR YOUR APPLICATION:

#### CHOICE 1: L3-YYYY-1

Perfect choice for maximum mobility  
4"/100mm shrouded casters  
2 locking / 2 non-locking



#### CHOICE 2: L3-YYYY-2

Perfect choice for floor-to-floor and traversing elevator thresholds  
4"/100mm dual wheelcasters  
2 locking / 2 non-locking



### WORKSURFACE

5/8" 3D worksurface  
Hinges with kickstand  
Keyed lock (HIPAA Compliant)  
Handle with battery interface  
Coiled power cord with cord hook (6' extended, 3' resting)  
Technology Area Dimensions:  
12.25"W x 10.75"D x 2.375"H



### INCLUDED ACCESSORY

#### Height Adjustable LCD Monitor Support (FSA-10)

Vesa standard 75mm/100mm with quick mount plate  
Tilt range: -20°/+10°, +/- 180 degrees front/back rotation

#### 5.5" height adjustment

Integrated cable management

Weight limit 5 bls. to 20 lbs.

#### Keyboard Platform and Mousing (KBP)

One piece design

Left/right mousing area and cable management

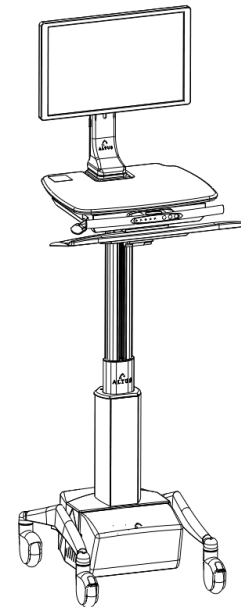
Mousing area: 6"H x 8"W

Dimensions: 23"W x 7.5"D

1/2" walls of keyboard platform to prevent keyboard and mouse from falling off

Intuitive 0 /-20 degrees tilting keyboard with platform that extends 5.64"

Contoured wrist rest and breakaway hinge



### KEY ADJUSTABILITY FEATURES:

Worksurface Height Adjustment Range: 32.88" - 50.5"

Keyboard Height Adjustment Range: 27.38" - 45.88"

Monitor Support Height Adjustment Range:

9 3/4" - 15 1/4" (5.5" Height Adjustment)

## MULTIPLE OPTIONS & ACCESSORIES

(See Spec Guide for full listing)



PT-HB-PL  
Utility basket,  
platinum finish



PT-HFH  
Utility basket,  
platinum finish



PT-MPS-6-PL  
Multi-purpose adjustable  
shelf, platinum finish



PT-DS1  
Column mounted  
single drawer, white  
finish



PT-DS2  
Column mounted  
double drawer,  
white finish



BCHPS3  
Dual side shelf

## FEATURES



Power System  
Enclosure



Vinyl Sleeve and  
Polished Aluminum  
Extrusion



Keyboard LED Light



Coiled Power  
Cord Holder